

newjersey **nj dep**
department of environmental protection

Universal Waste Handler Inspector Perspective

Stephan Szardenings

Environmental Specialist 3

Northern Regional Office

Hazardous Waste Compliance & UST Enforcement

7 Ridgedale Avenue

Cedar Knolls, NJ 07927

Stephan.szardenings@dep.state.nj.us

(973) 656-4470

Remember your Universal Waste Streams:

“The Big 3”

- Lamps
- Batteries
- Consumer Electronics

Then the rest:

- Pesticides
- Oil-based Finishes
- Mercury containing devices

Universal Waste Handler - Issues Found During Inspections

- Using Proper Containers
- Labeling / Marking
- Accumulation Time
- Treatment / Disposal
- Record-keeping



Proper Containers



Proper Containers

- Must be structurally sound
- Adequate to prevent breakage (UW lamps)
- Must remain closed while in storage
- Compatible with the contents of the UW
- Must not show evidence of leakage, spillage
- Containers that do not meet the requirement must be overpacked (UW pesticides)

Example on how NOT to store
UW Lamps



Another example on how NOT to store UW Lamps



Example on how NOT to store
UW Lamps





12/16/2009



Improper container closure
and storage





Universal Waste - Lamps



Universal Waste - Batteries



05/07/2008

Examples of Proper Containers



#11

DO NOT






ACCEPTABLE LAMPS / LÁMPARAS ACEPTABLES
PLEASE REFER TO THE INSTRUCTIONS AND OWNER'S MANUAL FOR THE TYPE AND
SPECIFICATIONS OF THE BALL BUST GLOBE. DO NOT USE INCANDESCENT OR
FLUORESCENT LAMPS IN THE BALL BUST GLOBE. The lighting fixture has been
designed to accept only the type of lamp specified in the instructions.
Unauthorized use of other lamps may void the warranty and may damage the
fixture. Do not use lamps that are not listed in the instructions.

WHERE TO BUY / ¿DÓNDE COMPRAR
Please refer to the instructions and owner's manual for the type and
specifications of the ball bust globe. Do not use incandescent or
fluorescent lamps in the ball bust globe.

ABOUT US / ACERCA DE NOSOTROS
We are committed to providing you with the highest quality lighting
products and services. Our products are designed to meet the needs of
both residential and commercial customers. We are a leader in the
industry and we are proud to be a part of the lighting solution.

INSTRUCCIONES / INSTRUCCIONES
Please refer to the instructions and owner's manual for the type and
specifications of the ball bust globe. Do not use incandescent or
fluorescent lamps in the ball bust globe.



RECYCLEPAK
RECYCLING BOX
RECYCLING BOX
RECYCLING BOX



09/28/2010





Labeling Universal Wastes

UNIVERSAL WASTE

CONTENTS _____

ACCUMULATION START DATE _____
SHIPPER _____
ADDRESS _____
CITY, STATE, ZIP _____

UNIVERSAL WASTE

UWMV LABELMASTER® (800) 621-5808 www.labelmaster.com

Labeling / Marking

- Universal Wastes must be labeled / marked either by container or individually
- Simplest way to comply is using a piece of paper taped to a container. However, a purchased pre-printed label is acceptable
- Label must be clear, legible, and easily visible

Labeling / Marking

- Acceptable wording is:
 - “Universal Waste – Lamps”, “Used Lamps”, or “Waste Lamps”
 - “Universal Waste – Battery(ies)”, “Used Battery(ies)”, or “Waste Battery(ies)”
 - “Universal Waste – Consumer Electronics”
 - “Universal Waste – Pesticides”
 - “Universal Waste - Oil-Based Finishes”
 - “Universal Waste - Mercury Containing Devices”

Universal Waste - Consumer Electronics not properly marked





ENTER



07/02/2010



AR-500NT

UNITED STATES
POSTAL SERVICE
FLAT MAIL TRAY

UNITED STATES
POSTAL SERVICE

Discontinue
1/30/10


07/02/2010



Examples of Labeling / Marking Universal Waste

- Link for labels

http://www.ecy.wa.gov/programs/hwtr/hw_labels/index.html



Some of Universal Waste - Lamps shown here are marked
some unfortunately are NOT.



06/18/2008

Container holding Universal Waste - Lamps shown here properly marked, but improperly stored.





USED LAMPS

USED LAMPS

USED LAMPS

USED LAMPS

USED LAMPS

01/21/2009



Universal Waste -
Consumer Electronics
Month - AUGUST
Year - 2010
Weight (lbs) - 615

08/20/2010



Universal Waste -
Consumer Electronics

Month - Aug
Year - 2010
Weight (lbs) - 1
97

08/20/2010



08/20/2010

Universal Waste –
Consumer Electronics

Month - *May*

Year – 2010

Weight (lbs) - *358*

08/20/2010

Accumulation Time

- Universal waste may be accumulated for no longer than one year from the date the universal waste is generated
- Simplest way to comply is by marking the container/equipment with the accumulation start date (most accurate)
- Maintain manifests, bill of lading, or invoices, showing proof of shipment offsite

UNIVERSAL WASTE

CONTENTS CRT - WASTE
(MONITOR)

ACCUMULATION START DATE 10/18/04

SHIPPER B46-134

ADDRESS _____

CITY, STATE, ZIP _____

~~AWAF PICK-UP DATE:~~ 10/18/04



Universal
Waste

01/01/2010

Treatment / Disposal

- Handlers are prohibited from diluting or treating universal waste (i.e. crushing lamps)
- Here is the link on lamp crushing:

<http://www.nj.gov/dep/enforcement/advisories/2005-13.pdf>

- Handlers are prohibited from disposing of universal waste

DO NOT PLACE IN REGULAR GARBAGE



DON'T TRASH FLUORESCENT LIGHT BULBS!

Take them to a Universal Waste Collection Center or Recycle Compact Fluorescent Lamps at a participating retail store.

For a list of participating stores, visit www.epa.gov

KEEP YOUR TRASH TOXIC-FREE



NO

**BATTERIES,
LIGHT BULBS,
ELECTRONICS,
OR MERCURY**



Keep batteries
out of the trash

RECYCLE

**LAPTOPS
TELEVISIONS
COMPUTER MONITORS
AUTOMOBILE BATTERIES
RECHARGEABLE BATTERIES
MERCURY ITEMS**

- THERMOMETERS
- THERMOSTATS
- SWITCHES
- FLUORESCENT BULBS

IT'S THE LAW

**NO
DUMPING
Universal
Waste**



05/07/2009

Record-keeping

- Only Large Quantity Handlers are required to keep records of shipments of universal waste
- Acceptable records include logs, invoices, manifests, bill of lading etc.
- Records must show the name & address of the destination facility; the quantities & types of waste sent; and the date of shipment
- Records must be kept for three years
- Record-keeping optional for Small Quantity Handlers but recommended

This Shipping Order

must be properly filled in for a readable label, and
carrier, and retained by the agent

Shipper No. _____

Page _____ of _____

PRIME ENVIRO

Carrier No. _____

Date *11/8/10*

On the reverse side of this form, there are instructions for the use of this form and a list of the various services available.

TO: *PRIME ENVIRONMENTAL*
 Street *28 E. HANCOCK AVE*
 City *NEWARK NJ* State *NJ* Zip Code *07102*

FROM: Shipper *BOBST*
 Street *175 HARRISON AVE*
 City *ROSELAND NJ* State *NJ* Zip Code _____
 24 Hr. Emergency Contact Tel. No. _____

No. of Units & Container Type	HM	BASIC DESCRIPTION	TOTAL QUANTITY	WEIGHT	RATE	CHARGES
		Paper Shipping Name, Number, Class, or UN or NA Number, Paper Shipping Name, I.D. Code, Class, Package, Weight	(Weight, Volume, Volume, etc.)	(Lbs., Kgs., etc.)		(Per Unit, Total, etc.)
<i>4</i>		<i>4 X 8FT Boxes of fluorescent bulb</i>				
<i>2</i>		<i>2 X 4FT Boxes of fluorescent bulb</i>				
<i>20</i>		<i>20 pieces Computer/monitor/Printer</i>	<i>3</i>			
<i>Delivered to Newtech 11/8/10</i>						
<i>Signature 11/8/10</i>						

PLACARDS TENDERED: YES NO

BEAT: *COB*

COD FEE: \$ _____

TOTAL CHARGES: \$ _____

FREIGHT CHARGES:

SHIPPER: _____ CARRIER: _____

PER: _____ PHH: _____

DATE: _____

Recommended office address of shipper: _____

SHIPPER'S LABEL: _____

2

Online Resources

- Inspection Checklists

<http://www.nj.gov/dep/enforcement/hw-chklists.html>

- Inspection Reports

<http://www.nj.gov/dep/opra/online.html>

- Fact Sheets

<http://www.state.nj.us/dep/dshw/lrm/uwaste/uwindex.htm>

- Rules & Regulations

<http://www.nj.gov/dep/dshw/resource/rules.htm>

Any Questions???



Please wait for panel discussion!!